DATASHEET

# E2639

Evikon

Distributed by AKRIBIS

# E2639
# Carbon Monoxide Detector

Evikon

Sensor Technologies
Measurement & Control Instrumentation

AKRIBIS · www.akribis.info · contacto@akribis.info

evikon.eu

# Standalone and multifunctional

E2639 is a next-generation product developed to deliver reliable detection of toxic and combustible gases in a wide range of market sectors such as:

- HVAC/R
- Agriculture
- Food and beverage
- Healthcare and laboratories
- Process industries

The detector is based on the unified PluraSens® Platform having RS485 Modbus RTU and 2 × 4-20 mA outputs offering customers different possibilities for communication with controllers and SCADA systems.

E2639 is also equipped with 3 x SPDT relays (2 for alarms, 1 for fault) accompanied with 4 x LEDs and a buzzer for better safety and visual, audible indication.

Most of known sensing technologies are implemented providing a possibility to detect more than 20 different gases and gas groups.



# Convenience of use

### User-oriented installation

E2639 is equipped with **3 x M20 cable glands** and **duplicated terminals** to save time during installation.

Enclosure design features side **mounting brackets** making mounting of the detector easier.

### Pre-calibrated Smart Sensors

GSH Smart Sensors come **already pre-calibrated.**

**M12 connector** enables fast sensor replacement without the need to open the enclosure lid.

Being fully **interchangeable**, any GSH Smart Sensor can be connected to the same E2639 main unit (for example, HFC sensor can be replaced with $CO_2$ or $NH_3$ sensor and so on) and purchased separately.

**Built-in calendar** can notify end customers when calibration is due.

### Multiple calibration possibilities

Optional **WiFi module** gives a possibility of connection to a smartphone or tablet PC for convenient calibration and configuration.

**No additional apps are required**. Access is provided via URL and password protection with multiple levels of access.

GSH Smart Sensors calibration can be done through E2639 or by connecting the GSH module directly to PC using special **configurator (SSI).**

24V OUT · IP65 · 4-20 mA · RS485 Modbus

# Carbon Monoxide Detector
# E2639-CO

## Features

- 2 x 4-20 mA user configurable analog outputs
- RS485 Modbus RTU digital interface
- 3 x SPDT Relays: 2 for alarms, 1 for fault
- 2 x 24 V outputs for controlling alarm signals*
- Magnetic button for alarm reset & WiFi enable
- WiFi interface option for configuration and calibration

## Specifications

| | |
|---|---|
| Calibration | Carbon monoxide CO |
| Sensor type | Electrochemical (EC) |
| Sampling method | Diffusion |
| Typical detection ranges | 0...300 ppm<br>0...1000 ppm |
| Resolution / digital unit | 1 ppm |
| Maximum overload | 2000 ppm |
| Response time T90 | < 30 s |
| Signal update | Every 1 second |
| Sensor lifetime | > 10 years |
| Maintenance interval | 12 months |
| Self-diagnostics | Full functionality check at start-up |
| Warm-up time | ≤ 1 min |
| Power supply | 14...36 VDC (default)<br>24 VAC or 230 VAC as options |
| Power consumption | < 6 VA** |
| Digital interfaces | RS485, Modbus RTU protocol<br>2.4 GHz WiFi (802.11 b/g/n) option |
| Relays | 3 × SPDT relays (2 for alarms, 1 for fault) |
| Outputs | 2 × 4-20 mA analog outputs, user configurable<br>2 x 24 V outputs (for controlling alarm signals) |
| Output scale width | Recommended: 5-100% of the range;<br>> 10 × resolution in any case |
| Enclosure | Grey ABS plastic, wall mount,<br>protection class IP65 |
| Dimensions | H80 × W190 × D55 mm (housing only)<br>H109 with cable glands |
| Operating conditions | -20...+50 °C, 15...90 %RH |
| Alarm signalling | |
| Visual | 4 x LEDs (red, green and yellow) |
| Acoustic | Buzzer 85 dB |
| Applicable standards | Directive 2014/30/EU, 2014/34/EU and 2014/53/EU, EN IEC 61010-1:2019, EN IEC 50270:2015, EN IEC 50271, EN IEC 62990-1:2022, EN IEC 60079-29-0:2026, EN IEC 50545-1:2016, ETSI EN 300 328 V2.2.2 |

## Dimensions

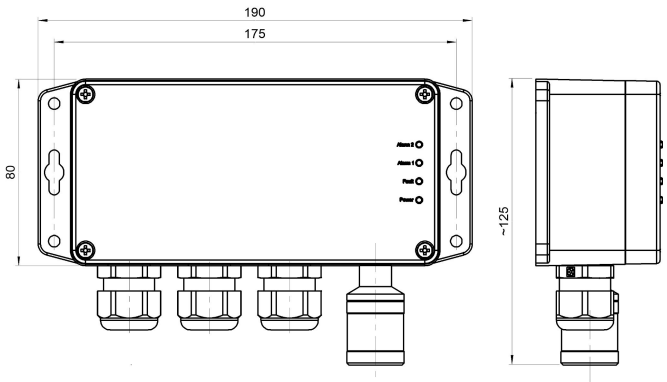


* 24V outputs are relative to power supply e.g. supplied voltage of device is transferred to output voltage
** Does not consider 24V output connected device consumption

## GSH Smart Sensors Specification

| | |
|---|---|
| Connector | M12 industrial circular |
| Service counter | Built-in calendar indicates when calibration is due |
| Calibration | Through E2639 or by connecting to SSC configurator |
| Remote sensor probe (option) | Shielded cable up to 5 m length |
| Sensor head dimensions | Ø25 mm, height 54 mm |

## E2639-GSH Dimensions

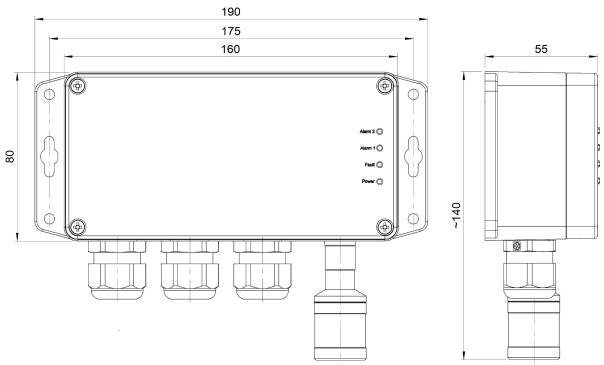

## Ordering code for E2639-CO standard version

| | | | | |
|---|---|---|---|---|
| **Target gas** | CO | | | |
| **Sensor type** | -EC (for electrochemical sensor) | | | |
| **Detection range** | -300 (for 0…300 ppm) | -1000 (for 0…1000 ppm) | Other ranges available on request | |
| **WiFi** | -WF (yes) | Leave the field empty (no) | | |
| **Power supply** | -24VDC | -24VAC | -230VAC | |

**Code example:** E2639-CO-EC-300-WF-230VAC

## Ordering code for version with Smart Sensor

| **E2639-GSH main unit *** | | | |
|---|---|---|---|
| **WiFi** | -WF (yes) | Leave the field empty (no) | |
| **Power supply** | -24VDC | -24VAC | -230VAC |

* Can be supplied separately

**Code example:** E2639-GSH-WF-24VDC

| **GSH-CO Smart Sensor *** | | | | |
|---|---|---|---|---|
| **Target gas** | CO | | | |
| **Sensor type** | -EC (for electrochemical sensor) | | | |
| **Detection range** | -300 (for 0…300 ppm) | -1000 (for 0…1000 ppm) | Other ranges available on request | |
| **Remote probe (option)** | -RP | Leave the field empty (if no remote probe) | | |
| **Length of remote probe (m)** | -2.5 | -5 | Other length on request | |

* Can be supplied separately

**Code example:** GSH-CO-EC-300-RP-5

# Disclaimer

This document is subject to change.

The latest and actual version is located on the Manufacturer's web page.

evikon.eu